

DCA Certification of

State Filing Year

2017

adopted budget

Note: This Budget document is for Fiscal Years Beginning Jan. 1, 2017 to Dec. 31, 2017

Start Year

End Year

Fiscal Year

2017

2017

Authority Budget of: ADOPTED COPY

Toms River Municipal Utilities Authority

For the Period:

January 1, 2017

to

December 31, 2017

www.tomsrivermua.org

Authority Web Address

Department Of



**Community
Affairs**

RECEIVED
TOMS RIVER MUA

DEC 09 2016

340 WEST WATER ST
TOMS RIVER, NJ 08753

RECEIVED
TOMS RIVER MUA

DEC 30 2016


340 WEST WATER STREET
TOMS RIVER, NJ, 08753

Division of Local Government Services

RESOLUTION

TOMS RIVER MUNICIPAL UTILITIES AUTHORITY
COUNTY OF OCEAN, STATE OF NEW JERSEY

November 22, 2016



WHEREAS, the 2017 Toms River Municipal Utilities Authority's Operating and Capital Budgets with supporting documentation were to be submitted for approval to the State of New Jersey, Department of Community Affairs, Division of Local Government Services, by the State mandated deadline of November 1, 2016, and

WHEREAS, due to an extensive review of the current rate schedule, the proposed 2017 Operating and Capital Budgets of the Toms River Municipal Utilities Authority were not presented to the Commissioners of the Toms River Municipal Utilities Authority for their approval until November 22, 2016, and

WHEREAS, the rate structure of the Authority was examined, and

WHEREAS, it was determined that the revenues derived from the sewer rates and connection fees would be adequate to meet the Authority's operating needs in 2017, and

WHEREAS, the State of New Jersey, Department of Community Affairs, Division of Local Government Services, requires a resolution to be adopted by the Commissioners of the Toms River Municipal Utilities Authority explaining why the budget was submitted after the State mandated deadline of November 1, 2016.

NOW THEREFORE, BE IT RESOLVED that the Commissioners of the Toms River Municipal Utilities Authority adopt the preamble herein as a statement of explanation regarding the late submittal of the budget for adoption; and

BE IT FURTHER RESOLVED, that the Commissioners of the Toms River Municipal Utilities Authority adopted the 2017 Operating and Capital Budgets at a public meeting held on November 22, 2016, and authorized the immediate transmittal of the budget documents to the State of New Jersey, Department of Community Affairs, Division of Local Government Services for their approval and certification.

CERTIFICATION

I, Georgia Benyola, Assistant Secretary of the Toms River Municipal Utilities Authority, County of Ocean, State of New Jersey, do hereby certify the forgoing to be a true and exact copy of a resolution duly adopted by the Toms River Municipal Utilities Authority at a regular meeting held on the 22nd day of November, 2016.

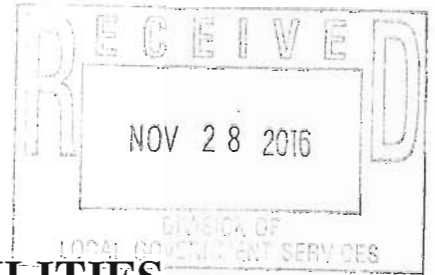
Georgia Benyola, Assistant Secretary

Commissioner:

Recorded Vote

	<u>Aye</u>	<u>Nay</u>	<u>Abstain</u>	<u>Absent</u>
Bellu, Juan	X			
Bilotta, Joseph				X
Clement, Deborah	X			
Memoli, Carmen				X
Valvano, Charles	X			
Siddiqui, Tariq (alt.)	X			

2017



TOMS RIVER MUNICIPAL UTILITIES AUTHORITY BUDGET

FISCAL YEAR: FROM January 1, 2017 TO December 31, 2017

For Division Use Only

CERTIFICATION OF APPROVED BUDGET

It is hereby certified that the approved Budget made a part hereof complies with the requirements of law and the rules and regulations of the Local Finance Board, and approval is given pursuant to N.J.S.A. 40A:5A-11.

State of New Jersey
Department of Community Affairs
Director of the Division of Local Government Services

By: Paul D. Cwert CPA, RMA Date: 12/6/2016


CERTIFICATION OF ADOPTED BUDGET

It is hereby certified that the adopted Budget made a part hereof has been compared with the approved Budget previously certified by the Division, and any amendments made thereto. This adopted Budget is certified with respect to such amendments and comparisons only.

State of New Jersey
Department of Community Affairs
Director of the Division of Local Government Services

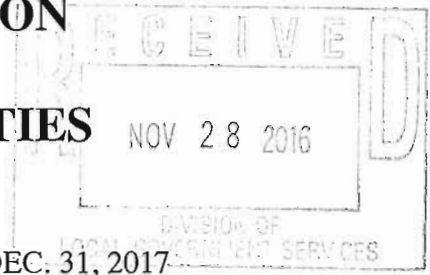
By: Paul D. Cwert CPA, RMA Date: 12/23/2016

LOU... GOVT SERVICES
2016 DEC 3 A 11:1
RECEIVED



2017 PREPARER'S CERTIFICATION

TOMS RIVER MUNICIPAL UTILITIES AUTHORITY BUDGET



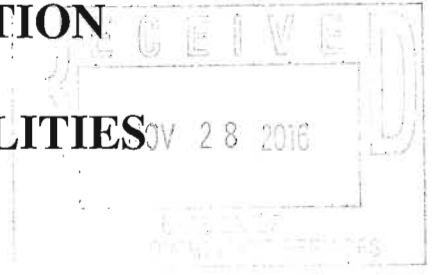
FISCAL YEAR: FROM: JAN. 1, 2017 TO: DEC. 31, 2017

It is hereby certified that the Authority Budget, including both the Annual Budget and the Capital Budget/Program annexed hereto, represents the members of the governing body's resolve with respect to statute in that: all estimates of revenue are reasonable, accurate and correctly stated; all items of appropriation are properly set forth; and in itemization, form and content, the budget will permit the exercise of the comptroller function within the Authority.

It is further certified that all proposed budgeted amounts and totals are correct. Also, I hereby provide reasonable assurance that all assertions contained herein are accurate and all required schedules are completed and attached.

Preparer's Signature:	<i>Rosemary Rosetto</i>		
Name:	Rosemary Rosetto		
Title:	Controller		
Address:	340 West Water St., Toms River NJ 08753		
Phone Number:	732-240-3500	Fax Number:	732-244-4691
E-mail address	rrosetto@tomsrivermua.org		


2017 APPROVAL CERTIFICATION
TOMS RIVER MUNICIPAL UTILITIES
AUTHORITY BUDGET




FISCAL YEAR: FROM: JAN. 1, 2017 TO: DEC. 31, 2017

It is hereby certified that the Authority Budget, including all schedules appended hereto, are a true copy of the Annual Budget and Capital Budget/Program approved by resolution by the governing body of the Toms River Municipal Utilities Authority, at an open public meeting held pursuant to N.J.A.C. 5:31-2.3, on the 22nd day of November, 2016.

It is further certified that the recorded vote appearing in the resolution represents not less than a majority of the full membership of the governing body thereof.

Officer's Signature:			
Name:	Stephen C Acropolis		
Title:	Exec. Director/Secretary/Treasurer		
Address:	340 West Water St., Toms River NJ 08753		
Phone Number:	732-240-3500	Fax Number:	732-244-4691
E-mail address	sacropolis@tomsrivermua.org		

INTERNET WEBSITE CERTIFICATION



Authority's Web Address: _____

All authorities shall maintain either an Internet website or a webpage on the municipality's or county's Internet website. The purpose of the website or webpage shall be to provide increased public access to the authority's operations and activities. N.J.S.A. 40A:5A-17.1 requires the following items to be included on the Authority's website at a minimum for public disclosure. Check the boxes below to certify the Authority's compliance with N.J.S.A. 40A:5A-17.1.

- A description of the Authority's mission and responsibilities
- Commencing with 2013, the budgets for the current fiscal year and immediately preceding two prior years
- The most recent Comprehensive Annual Financial Report (Unaudited) or similar financial information
- Commencing with 2012, the annual audits of the most recent fiscal year and immediately two prior years
- The Authority's rules, regulations and official policy statements deemed relevant by the governing body of the authority to the interests of the residents within the authority's service area or jurisdiction
- Notice posted pursuant to the "Open Public Meetings Act" for each meeting of the Authority, setting forth the time, date, location and agenda of each meeting
- Beginning January 1, 2013, the approved minutes of each meeting of the Authority including all resolutions of the board and their committees; for at least three consecutive fiscal years
- The name, mailing address, electronic mail address and phone number of every person who exercises day-to-day supervision or management over some or all of the operations of the Authority
- A list of attorneys, advisors, consultants and any other person, firm, business, partnership, corporation or other organization which received any remuneration of \$17,500 or more during the preceding fiscal year for any service whatsoever rendered to the Authority.

It is hereby certified by the below authorized representative of the Authority that the Authority's website or webpage as identified above complies with the minimum statutory requirements of N.J.S.A. 40A:5A-17.1 as listed above. A check in each of the above boxes signifies compliance.

Name of Officer Certifying compliance

Stephen C. Acropolis

Title of Officer Certifying compliance

Exec. Director/Sec/Treasurer

Signature

A handwritten signature in blue ink, appearing to be "S. Acropolis", written over a horizontal line.

2017 AUTHORITY BUDGET RESOLUTION

TOMS RIVER MUNICIPAL UTILITIES AUTHORITY



FISCAL YEAR: FROM: Jan 1, 2017 **TO:** Dec 31, 2017

WHEREAS, the Annual Budget and Capital Budget for the Toms River Municipal Utilities Authority for the fiscal year beginning, Jan. 1, 2017 and ending, Dec. 31, 2017 has been presented before the governing body of the Toms River Municipal Utilities Authority at its open public meeting of November 22, 2016; and

WHEREAS, the Annual Budget as introduced reflects Total Revenues of \$ 18,668,157 , Total Appropriations, including any Accumulated Deficit if any, of \$ 20,729,766 and Total Unrestricted Net Position utilized of \$ 2,061,609; and

WHEREAS, the Capital Budget as introduced reflects Total Capital Appropriations of \$2,915,000 and Total Unrestricted Net Position planned to be utilized as funding thereof, of \$2,915,000; and


WHEREAS, the schedule of rates, fees and other charges in effect will produce sufficient revenues, together with all other anticipated revenues to satisfy all obligations to the holders of bonds of the Authority, to meet operating expenses, capital outlays, debt service requirements, and to provide for such reserves, all as may be required by law, regulation or terms of contracts and agreements; and

WHEREAS, the Capital Budget/Program, pursuant to N.J.A.C. 5:31-2, does not confer any authorization to raise or expend funds; rather it is a document to be used as part of the said Authority's planning and management objectives. Specific authorization to expend funds for the purposes described in this section of the budget, must be granted elsewhere; by bond resolution, by a project financing agreement, by resolution appropriating funds from the Renewal and Replacement Reserve or other means provided by law.

NOW, THEREFORE BE IT RESOLVED, by the governing body of the Toms River Municipal Utilities Authority, at an open public meeting held on November 22, 2016 that the Annual Budget, including all related schedules, and the Capital Budget/Program of the Toms River Municipal Utilities Authority for the fiscal year beginning, Jan. 1, 2017 and ending, Dec. 31, 2017 is hereby approved; and

BE IT FURTHER RESOLVED, that the anticipated revenues as reflected in the Annual Budget are of sufficient amount to meet all proposed expenditures/expenses and all covenants, terms and provisions as stipulated in the said Authority's outstanding debt obligations, capital lease arrangements, service contracts, and other pledged agreements; and

BE IT FURTHER RESOLVED, that the governing body of the Toms River Municipal Utilities Authority will consider the Annual Budget and Capital Budget/Program for adoption on December 20, 2016.



(Secretary's Signature)

11-22-16

(Date)


Governing Body Member:	Recorded Vote			
	Aye	Nay	Abstain	Absent
Bellu, Juan	X			
Bilotta, Joseph				X
Clement, Deborah	X			
Memoli, Carmen				X
Valvano, Charles	X			
Siddiqui, Tarig (alt)	X			

2017 ADOPTION CERTIFICATION

TOMS RIVER MUNICIPAL UTILITIES AUTHORITY BUDGET

FISCAL YEAR: FROM: JAN. 1, 2017 TO: DEC. 31, 2017

It is hereby certified that the Authority Budget and Capital Budget/Program annexed hereto is a true copy of the Budget adopted by the governing body of the Toms River Municipal Utilities Authority, pursuant to N.J.A.C. 5:31-2.3, on the 20th day of, December, 2016.

Officer's Signature:			
Name:	Stephen C. Acropolis		
Title:	Executive Director/Secretary/Treasurer		
Address:	340 West Water St Toms River NJ 08753		
Phone Number:	732-240-3500	Fax Number:	732-244-4691
E-mail address	sacropolis@tomsrivermua.org		

2017 ADOPTED BUDGET RESOLUTION

TOMS RIVER MUNICIPAL UTILITIES AUTHORITY

FISCAL YEAR: FROM: Jan 1, 2017 TO: Dec 31, 2017

WHEREAS, the Annual Budget and Capital Budget/Program for the Toms River Municipal Utilities Authority for the fiscal year beginning Jan 1, 2017 and ending, Dec 31, 2017 has been presented for adoption before the governing body of the Toms River Municipal Utilities Authority at its open public meeting of December 20, 2016; and


WHEREAS, the Annual Budget and Capital Budget as presented for adoption reflects each item of revenue and appropriation in the same amount and title as set forth in the introduced and approved budget, including all amendments thereto, if any, which have been approved by the Director of the Division of Local Government Services; and

WHEREAS, the Annual Budget as presented for adoption reflects Total Revenues of \$ 18,668,157, Total Appropriations, including any Accumulated Deficit, if any, of \$20,729,766 and Total Unrestricted Net Position utilized of \$2,061,609; and

WHEREAS, the Capital Budget as presented for adoption reflects Total Capital Appropriations of \$2,915,000 and Total Unrestricted Net Position planned to be utilized of \$2,915,000; and

NOW, THEREFORE BE IT RESOLVED, by the governing body of Toms River Municipal Utilities Authority, at an open public meeting held on December 20, 2016 that the Annual Budget and Capital Budget/Program of the Toms River Municipal Utilities Authority for the fiscal year beginning, Jan 1, 2017 and, ending, Dec 31, 2017 is hereby adopted and shall constitute appropriations for the purposes stated; and

BE IT FURTHER RESOLVED, that the Annual Budget and Capital Budget/Program as presented for adoption reflects each item of revenue and appropriation in the same amount and title as set forth in the introduced and approved budget, including all amendments thereto, if any, which have been approved by the Director of the Division of Local Government Services.

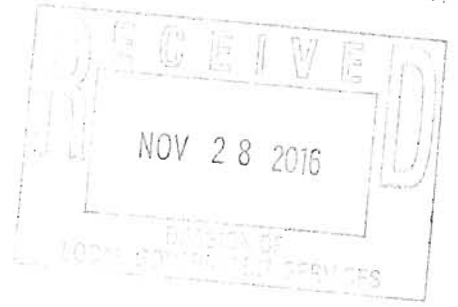


(Secretary's Signature)

12-20-16

(Date)

Governing Body Member:	Recorded Vote			
	Aye	Nay	Abstain	Absent
Bellu, Juan	X			
Bilotta, Joseph	X			
Clement, Deborah	X			
Memoli, Carmen	X			
Valvano, Charles	X			
Siddiqui, Tariq	X			



2017 AUTHORITY BUDGET

Narrative and Information Section

2017 AUTHORITY BUDGET MESSAGE & ANALYSIS

TOMS RIVER MUNICIPAL UTILITIES

AUTHORITY BUDGET

FISCAL YEAR: FROM: JAN. 1, 2017 TO: DEC. 31, 2017

Answer all questions below. Attach additional pages and schedules as needed.

1. Complete a brief statement on the 2017 proposed Annual Budget and make comparison to the 2016 adopted budget for each operation. Explain any variances over +/-10% (**As shown on budget page F-4 explain the reason for changes for each appropriation changing more than 10%**) for each line item by operation. Explanations of variances should include a description of the reason for the increase/decrease in the budgeted line item, not just an indication of the amount and percent of the change. Attach any supporting documentation that will help to explain the reason for the increase/decrease in the budgeted line item. For example, if anticipated service charges have increased 15% due to an increase in rates, provide a copy of the resolution authorizing the rate increase. (**See Attached**)
2. Complete a brief statement on the impact the proposed Annual Budget will have on Anticipated Revenues, especially service charges and on the general purpose/component unit financial statements. Explain significant increases or decreases, if any. An increase or decrease is considered significant if it is over +/-10% (**As shown on budget page F-2 explain reason for change for each revenue changing more than 10%**) from the current year adopted budget. (**See Attached**)
3. Describe the state of the local/regional economy and how it may impact the proposed Annual Budget, including the planned Capital Budget/Program. (**See Attached**)
4. Describe the reasons for utilizing Unrestricted Net Position in the proposed Annual Budget, i.e. rate stabilization, debt service reduction, to balance the budget, etc. If the Authority's budget anticipates a use of Unrestricted Net Position, this question must be answered. (**See Attached**)
5. Identify any sources of funds transferred to the County/Municipality as a budget subsidy or a shared service and explain the reason for the transfer (i.e.: to balance the County/Municipality budget, etc.). (**See Attached**)
6. The proposed budget must not reflect an anticipated deficit from 2017 operations. If there exists an accumulated deficit from prior years' budgets (and funding is included in the proposed budget as a result of a prior deficit) explain the funding plan to eliminate said deficit (**N.J.S.A. 40A:5A-12**). If the Authority has a net deficit reported in its most recent audit, it must provide a deficit reduction plan in response to this question. (**Prepare a response to deficits caused by the implementation of GASB 68) No deficit**)
7. Attach a schedule of the Authority's existing rate structure (connection fees, parking fees, service charges, etc.) **if it has been changed since the prior year budget submission** and a schedule of the proposed rate structure for the upcoming fiscal year. Explain any proposed changes in the rate structure and attach the resolution approving the change in the rate structure, **if applicable. Attached**

2017 AUTHORITY BUDGET MESSAGE & ANALYSIS
TOMS RIVER MUNICIPAL UTILITIES AUTHORITY
ATTACHMENT FOR PAGE N-1

Explanations of +/-10% variances of the proposed 2017 Annual Budget on pages F-2 and F-4

(1) Other Admin. Expense: Increased 21.7% based on increase in retirees, additional professional fees and administrative building expenses.

Cost to Provide Service (COPS) Salary and Wages: Increased 11.7% due to vacancies filled, contractual increases, and the shifting of personnel within departments.

Cost to Provide Service (COPS) Fringe Benefits:: Increased 18.9% due to vacancies filled, shifting of personnel with departments. Increases in mandatory costs.

Other unrestricted net positions utilized: Increased 79.% based on deficit.

Connection Fees: Residential increased 13% and Commercial increased 24.2% based on an increase in connection fees, applications received and the Authority's Engineer's projections.

Other Operating Revenues- Delinquent Charges decreased 16.7% based on fewer delinquent accounts.

Impact of the proposed Annual Budget

(2)The proposed 2017 deficit will be funded by the Authority's Rate Stabilization Reserves as not to increase sewer service charges, proposes no impact.

Local/regional impact

(3)The local and regional economy has little to no change since last year, the post-Sandy economy appears to be at a halt. As such, the Authority has again elected not to increase sewer rates and utilize the Authority's Rate Stabilization reserves to balance the proposed budget.

Reasons for utilizing Unrestricted Net Position

(4)The Authority proposes utilizing Unrestricted net assets to fund their Capital Budget and avoid raising sewer service fees.

(5) Identify any sources of funds transferred to the County/Municipality: With the exception of the township Appropriation included in the budget, no transfers of any funds were sent to the County of the Municipality.

(6)N/A

(7) Rate Schedule-Attached – Increase in Connection Fees for 2017 in accordance with N.J.S.A.40:14B-22

AUTHORITY CONTACT INFORMATION

2017

Please complete the following information regarding this Authority. All information requested below must be completed.

Name of Authority:	Toms River Municipal Utilities Authority		
Federal ID Number:	21-6001554		
Address:	340 West Water Street		
City, State, Zip:	Toms River	NJ	08753
Phone: (ext.)	732-240-3500	Fax:	732-244-4691

Preparer's Name:	Rosemary Rosetto		
Preparer's Address:	340 West Water Street		
City, State, Zip:	Toms River	NJ	08753
Phone: (ext.)	732-240-3500 (112)	Fax:	732-244-4691
E-mail:	rrosetto@tomsrivermua.org		

Chief Executive Officer:	Stephen C. Acropolis		
Phone: (ext.)	732-240-3500 (111)	Fax:	732-244-4691
E-mail:	sacropolis@tomsrivermua.org		

Chief Financial Officer:	Rosemary Rosetto		
Phone: (ext.)	732-240-3500 (112)	Fax:	732-244-4691
E-mail:	rrosetto@tomsrivermua.org		

Name of Auditor:	Frank Holman		
Name of Firm:	Holman, Frenia, Allison P.C.		
Address:	680 Hooper Ave. Bldg B ste 201		
City, State, Zip:	Toms River	NJ	08753
Phone: (ext.)	732-797-1333	Fax:	732-797-1022
E-mail:	fholman@hfacpas.com		

AUTHORITY INFORMATIONAL QUESTIONNAIRE

TOMS RIVER MUNICIPAL UTILITIES AUTHORITY

FISCAL YEAR: FROM: JAN 1, 2017 TO: DEC 31, 2017

Answer all questions below completely and attach additional information as required.

- 1) Provide the number of individuals employed in calendar year 2015 as reported on the Authority's Form W-3, Transmittal of Wage and Tax Statements: 55
- 2) Provide the amount of total salaries and wages for calendar year 2015 as reported on the Authority's Form W-3, Transmittal of Wage and Tax Statements: \$3,051,495.22
- 3) Provide the number of regular voting members of the governing body: 5
- 4) Provide the number of alternate voting members of the governing body: 2
- 5) Did any person listed on Page N-4 have a family or business relationship with any other person listed on Page N-4 during the current fiscal year? YES If "yes," attach a description of the relationship including the names of the individuals involved and their positions at the Authority.
- 6) Did all individuals that were required to file a Financial Disclosure Statement for the current fiscal year because of their relationship with the Authority file the form as required? (Checked to see if individuals actually filed at http://fds.state.nj.us/njdca_prod/fdssearch.aspx before answering) YES If "no," provide a list of those individuals who failed to file a Financial Disclosure Statement and an explanation as to the reason for their failure to file.
- 7) Does the Authority have any amounts receivable from current or former commissioners, officers, key employees or highest compensated employees? NO If "yes," attach a list of those individuals, their position, the amount receivable, and a description of the amount due to the Authority.
- 8) Was the Authority a party to a business transaction with one of the following parties:
 - a. A current or former commissioner, officer, key employee, or highest compensated employee? NO
 - b. A family member of a current or former commissioner, officer, key employee, or highest compensated employee? NO
 - c. An entity of which a current or former commissioner, officer, key employee, or highest compensated employee (or family member thereof) was an officer or direct or indirect owner? NOIf the answer to any of the above is "yes," attach a description of the transaction including the name of the commissioner, officer, key employee, or highest compensated employee (or family member thereof) of the Authority; the name of the entity and relationship to the individual or family member; the amount paid; and whether the transaction was subject to a competitive bid process.
- 9) Did the Authority during the most recent fiscal year pay premiums, directly or indirectly, on a personal benefit contract? A personal benefit contract is generally any life insurance, annuity, or endowment contract that benefits, directly or indirectly, the transferor, a member of the transferor's family, or any other person designated by the transferor. NO If "yes," attach a description of the arrangement, the premiums paid, and indicate the beneficiary of the contract.
- 10) Explain the Authority's process for determining compensation for all persons listed on Page N-4. Include whether the Authority's process includes any of the following: 1) review and approval by the commissioners or a committee thereof; 2) study or survey of compensation data for comparable positions in similarly sized entities; 3) annual or periodic performance evaluation; 4) independent compensation consultant; and/or 5) written employment contract. **Attach a narrative of your Authority's procedures for all employees. The Authority uses process 1,2,3 listed here.**
- 11) Did the Authority pay for meals or catering during the current fiscal year? NO If "yes," attach a detailed list of all meals and/or catering invoices for the current fiscal year and provide an explanation for each expenditure listed.

- 12) Did the Authority pay for travel expenses for any employee or individual listed on Page N-4? **NO** If “yes,” **attach a detailed list of all travel expenses** for the current fiscal year and provide an explanation for each expenditure listed.
- 13) Did the Authority provide any of the following to or for a person listed on Page N-4 or any other employee of the Authority:
- First class or charter travel **NO**
 - Travel for companions **NO**
 - Tax indemnification and gross-up payments **NO**
 - Discretionary spending account **NO**
 - Housing allowance or residence for personal use **NO**
 - Payments for business use of personal residence **NO**
 - Vehicle/auto allowance or vehicle for personal use **NO**
 - Health or social club dues or initiation fees **NO**
 - Personal services (i.e.: maid, chauffeur, chef) **NO**
- If the answer to any of the above is “yes,” attach a description of the transaction including the name and position of the individual and the amount expended.*
- 14) Did the Authority follow a written policy regarding payment or reimbursement for expenses incurred by employees and/or commissioners during the course of Authority business **and** does that policy require substantiation of expenses through receipts or invoices prior to reimbursement? **YES** If “no,” attach an explanation of the Authority’s process for reimbursing employees and commissioners for expenses. **(If your authority does not allow for reimbursements indicate that in answer)**
- 15) Did the Authority make any payments to current or former commissioners or employees for severance or termination? **NO** If “yes,” attach explanation including amount paid.
- 16) Did the Authority make any payments to current or former commissioners or employees that were contingent upon the performance of the Authority or that were considered discretionary bonuses? **NO** If “yes,” attach explanation including amount paid.
- 17) Did the Authority comply with its Continuing Disclosure Agreements for all debt issuances outstanding by submitting its audited annual financial statements, annual operating data, and notice of material events to the Municipal Securities Rulemaking Board’s Electronic Municipal Marketplace Access (EMMA) as required? **N/A** If “no,” attach a description of the Authority’s plan to ensure compliance with its Continuing Disclosure Agreements in the future.
- 18) Did the Authority receive any notices from the Department of Environmental Protection or any other entity regarding maintenance or repairs required to the Authority’s systems to bring them into compliance with current regulations and standards that it has not yet taken action to remediate? **NO** If “yes,” attach explanation as to why the Authority has not yet undertaken the required maintenance or repairs and describe the Authority’s plan to address the conditions identified.
- 19) Did the Authority receive any notices of fines or assessments from the Department of Environmental Protection or any other entity due to noncompliance with current regulations (i.e.: sewer overflow, etc.)? **NO** If “yes,” attach a description of the event or condition that resulted in the fine or assessment and indicate the amount of the fine or assessment.

2017 AUTHORITY INFORMATIONAL QUESTIONNAIRE
TOMS RIVER MUNICIPAL UTILITIES AUTHORITY
ATTACHMENT FOR PAGE N-3 QUESTION 5

Question 5: Did any person listed on Page N-4 have a family or business relationship with any other person listed on Page N-4 during the current fiscal year .

YES Chairman Juan Carlos Bellu and Vice Chair Carmen J. Memoli are partners in an accounting business.

**AUTHORITY SCHEDULE OF COMMISSIONERS, OFFICERS, KEY EMPLOYEES,
HIGHEST COMPENSATED EMPLOYEES AND INDEPENDENT CONTRACTORS
TOMS RIVER MUNICIPAL UTILITIES AUTHORITY**

FISCAL YEAR: FROM: Jan 1, 2017 TO: Dec 31, 2017

Complete the attached table for all persons required to be listed per #1-4 below.

- 1) List all of the Authority's current commissioners and officers and amount of compensation from the Authority and any other public entities as defined below. Enter zero if no compensation was paid.
- 2) List all of the Authority's key employees and highest compensated employees other than a commissioner or officer as defined below and amount of compensation from the Authority and any other public entities.
- 3) List all of the Authority's former officers, key employees and highest compensated employees who received more than \$100,000 in reportable compensation from the Authority and any other public entities during the most recent fiscal year completed.
- 4) List all of the Authority's former commissioners who received more than \$10,000 in reportable compensation from the Authority and any other public entities during the most recent fiscal year completed.

Commissioner: A member of the governing body of the authority with voting rights. Include alternates for purposes of this schedule.

Officer: A person elected or appointed to manage the authority's daily operations at any time during the year, such as the chairperson, vice-chairperson, secretary, or treasurer. For the purposes of this schedule, treat the authority's top management official and top financial official as officers. A member of the governing body may be both a commissioner and an officer for the purposes of this schedule.

Key employee: An employee or independent contractor of the authority (other than a commissioner or officer) who meets both of the following criteria:

- a) The individual received reportable compensation from the authority and other public entities in excess of \$150,000 for the most recent fiscal year completed; and
- b) The individual has responsibilities or influence over the authority as a whole or has power to control or determine 10% or more of the authority's capital expenditures or operating budget.

Highest compensated employee: One of the five highest compensated employees or independent contractors of the authority other than current commissioners, officers, or key employees whose aggregate reportable compensation from the authority and other public entities is greater than \$100,000 for the most recent fiscal year completed.

Compensation: All forms of cash and non-cash payments or benefits provided in exchange for services, including salaries and wages, bonuses, severance payments, deferred payments, retirement benefits, fringe benefits, and other financial arrangements or transactions such as personal vehicles, meals, housing, personal and family education benefits, below-market loans, payment of personal or family travel, entertainment, and personal use of the Authority's property. Compensation includes payments and other benefits provided to both employees and independent contractors in exchange for services.

Reportable compensation: The aggregate compensation that is reported (or is required to be reported) on Form W-2, box 1 or 5, whichever amount is greater, and/or Form 1099-MISC, box 7, for the most recent calendar year ended 60 days before the start of the proposed budget year. For example, for fiscal years ending December 31, 2017, the calendar year 2015 W-2 and 1099 should be used (60 days prior to start of budget year is November 1, 2016, with 2014 being the most recent calendar year ended), and for fiscal years ending June 30, 2018, the calendar year 2016 W-2 and 1099 should be used (60 days prior to start of budget year is May 1, 2017, with 2016 being the most recent calendar year ended).

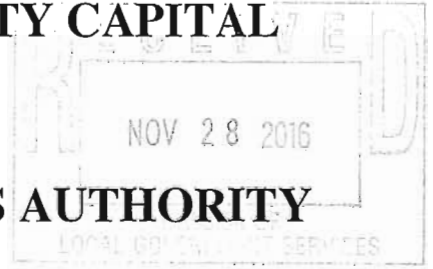
Other Public Entity: Any municipality, county, local authority, fire district, or other government unit, regardless of whether it is related in any way to the Authority either by function or by physical location.

2017 AUTHORITY BUDGET

Financial Schedules Section

2017
TOMS RIVER
MUNICIPAL
UTILITIES
AUTHORITY
CAPITAL
BUDGET/
PROGRAM

2017 CERTIFICATION OF AUTHORITY CAPITAL BUDGET/PROGRAM




TOMS RIVER MUNICIPAL UTILITIES AUTHORITY

FISCAL YEAR: FROM: JAN 1, 2017 TO: DEEC 31, 2017

It is hereby certified that the Authority Capital Budget/Program annexed hereto is a true copy of the Capital Budget/Program approved, pursuant to N.J.A.C. 5:31-2.2, along with the Annual Budget, by the governing body of the Toms River Municipal Utilities Authority, on the 22nd day of November, 2016.

OR

It is hereby certified that the governing body of the _____ Authority have elected **NOT** to adopt a Capital Budget /Program for the aforesaid fiscal year, pursuant to N.J.A.C. 5:31-2.2 for the following reason(s): _____

Officer's Signature:			
Name:	Stephen C Acropolis		
Title:	Exec.Director/Secretary/Treasurer		
Address:	340 West Water St Toms River NJ 08753		
Phone Number:	732-240-3500	Fax Number:	732-244-4691
E-mail address	sacropolis@tomsrivermua.org		

2017 CAPITAL BUDGET/PROGRAM MESSAGE

Toms River Municipal Utilities Authority

FISCAL YEAR: FROM: Jan 1, 2017 TO: Dec 31, 2017

1. Has each municipality or county affected by the actions of the authority participated in the development of the capital plan and reviewed or approved the plans or projects included within the Capital Budget/Program?
In addition to using the State's one call program the Authority coordinates it's rehabilitation program with the Township, County, and other utility companies to avoid repetitive road disturbance.
2. Has each capital project/project financing been developed from a specific capital improvement plan or report; does it include full lifecycle costs; and is it consistent with appropriate elements of Master Plans or other plans in the jurisdiction(s) served by the authority? *TRMUA updates their established 10 year rehabilitation plan annually.*
3. Has a long-term (10-20 years) infrastructure needs assessment or other capital plan with a horizon beyond six years been prepared? *Yes, the Authority re-adopts an annual 10 year plan.*
4. Describe the projected impact of the proposed capital projects, including impact on the schedule of rates, fees, and service charges and the impact on current and future year's schedules. *The Authority set asides Reserves to support the proposed Capital projects not to impact future year's schedules.*
5. Please indicate which capital projects/project financings are being undertaken in the Metropolitan or Suburban Planning Areas as defined in the State Development and Redevelopment Plan. *Continued pipe/manhole re-lining with pipe bursting and cleaning are scheduled for 2017 as it pertains to the Township of Toms River, Suburban Planning areas.*
6. Please indicate which capital projects/project financings are being undertaken within the boundary of a State Planning Commission-designated Center and/or Endorsed Plan and if the project was included in the Plan Implementation Agenda for that Center/Endorsed Plan. *Unknown*

Add additional sheets if necessary.

Proposed Capital Budget

Toms River Municipal Utilities Authority
For the Period January 1, 2017 to December 31, 2017

	Estimated Total Cost	Funding Sources				
		Unrestricted Net Position Utilized	Renewal & Replacement Reserve	Debt Authorization	Capital Grants	Other Sources
<i>Operation #1</i>						
Type in Description	\$ -					
Type in Description	-					
Type in Description	-					
Type in Description	-					
Total	-	-	-	-	-	-
<i>Sewer Collection</i>						
Vehicles & Equipment Replacement	615,000	\$ 615,000				
Partial Rehab of Sewer System	2,300,000	2,300,000				
Type in Description	-					
Type in Description	-					
Total	2,915,000	2,915,000	-	-	-	-
<i>N/A</i>						
Type in Description	-					
Type in Description	-					
Type in Description	-					
Type in Description	-					
Total	-	-	-	-	-	-
<i>N/A</i>						
Type in Description	-					
Type in Description	-					
Type in Description	-					
Type in Description	-					
Total	-	-	-	-	-	-
<i>N/A</i>						
Type in Description	-					
Type in Description	-					
Type in Description	-					
Type in Description	-					
Total	-	-	-	-	-	-
<i>N/A</i>						
Type in Description	-					
Type in Description	-					
Type in Description	-					
Type in Description	-					
Total	-	-	-	-	-	-
TOTAL PROPOSED CAPITAL BUDGET	\$ 2,915,000	\$ 2,915,000	\$ -	\$ -	\$ -	\$ -

Enter brief description of up to four projects for each operation above. For operations with more than four budgeted projects, please attach additional schedules. Input total amount of all projects for the operation on single line and enter "See Attached Schedule" instead of project description.

5 Year Capital Improvement Plan

Toms River Municipal Utilities Authority

For the Period January 1, 2017 to December 31, 2017

Fiscal Year Beginning in

	Estimated Total Cost	Current Budget Year 2017	2018	2019	2020	2021	2022
<i>Operation #1</i>							
Type in Description	\$ -	\$ -					
Type in Description	-	-					
Type in Description	-	-					
Type in Description	-	-					
Total	-	-	-	-	-	-	-
<i>Sewer Collection</i>							
Vehicles & Equipment Replacement	2,683,000	615,000	\$ 295,000	\$ 828,000	\$ 390,000	\$ 375,000	\$ 180,000
Partial Rehab of Sewer System	11,420,000	2,300,000	2,300,000	1,810,000	1,800,000	1,585,000	1,625,000
Type in Description	-	-					
Type in Description	-	-					
Total	14,103,000	2,915,000	2,595,000	2,638,000	2,190,000	1,960,000	1,805,000
<i>N/A</i>							
Type in Description	-	-					
Type in Description	-	-					
Type in Description	-	-					
Type in Description	-	-					
Total	-	-	-	-	-	-	-
<i>N/A</i>							
Type in Description	-	-					
Type in Description	-	-					
Type in Description	-	-					
Type in Description	-	-					
Total	-	-	-	-	-	-	-
<i>N/A</i>							
Type in Description	-	-					
Type in Description	-	-					
Type in Description	-	-					
Type in Description	-	-					
Total	-	-	-	-	-	-	-
TOTAL	\$ 14,103,000	\$ 2,915,000	\$ 2,595,000	\$ 2,638,000	\$ 2,190,000	\$ 1,960,000	\$ 1,805,000

Project descriptions entered on Page CB-3 will carry forward to Pages CB-4 and CB-5. No need to re-enter project descriptions above.

5 Year Capital Improvement Plan Funding Sources

Toms River Municipal Utilities Authority
For the Period January 1, 2017 to December 31, 2017

	Estimated Total Cost	Funding Sources									
		Unrestricted Net Position Utilized	Renewal & Replacement Reserve	Debt Authorization	Capital Grants	Other Sources					
<i>Operation #1</i>											
Type in Description	\$ -										
Type in Description	-										
Type in Description	-										
Type in Description	-										
Total	-	-	-	-	-	-					
<i>Sewer Collection</i>											
Vehicles & Equipment Replacement	2,683,000	\$ 2,683,000									
Partial Rehab of Sewer System	11,420,000						11,420,000				
Type in Description	-										
Type in Description	-										
Total	14,103,000	14,103,000	-	-	-	-					
<i>N/A</i>											
Type in Description	-										
Type in Description	-										
Type in Description	-										
Type in Description	-										
Total	-	-	-	-	-	-					
<i>N/A</i>											
Type in Description	-										
Type in Description	-										
Type in Description	-										
Type in Description	-										
Total	-	-	-	-	-	-					
<i>N/A</i>											
Type in Description	-										
Type in Description	-										
Type in Description	-										
Type in Description	-										
Total	-	-	-	-	-	-					
<i>N/A</i>											
Type in Description	-										
Type in Description	-										
Type in Description	-										
Type in Description	-										
Total	-	-	-	-	-	-					
TOTAL	<u>\$ 14,103,000</u>	<u>\$ 14,103,000</u>	<u>\$ -</u>	<u>\$ -</u>	<u>\$ -</u>	<u>\$ -</u>					
Total 5 Year Plan per CB-4	<u>\$ 14,103,000</u>										
Balance check		- If amount is other than zero, verify that projects listed above match projects listed on CB-4.									

Project descriptions entered on Page CB-3 will carry forward to Pages CB-4 and CB-5. No need to re-enter project descriptions above.

SUMMARY

Toms River Municipal Utilities Authority
For the Period January 1, 2017 to December 31, 2017

	FY 2017 Proposed Budget						FY 2016 Adopted Budget	\$ Increase (Decrease) Proposed vs. Adopted		% Increase (Decrease) Proposed vs. Adopted	
	Operation #1	Sewer Collection	N/A	N/A	N/A	N/A	Total All Operations	All Operations	All Operations	All Operations	
REVENUES											
Total Operating Revenues	\$ -	\$ 18,489,922	\$ -	\$ -	\$ -	\$ -	\$ 18,489,922	\$ 18,245,410	\$ 244,512	1.3%	
Total Non-Operating Revenues	-	178,235	-	-	-	-	178,235	190,000	(11,765)	-6.2%	
Total Anticipated Revenues	-	18,668,157	-	-	-	-	18,668,157	18,435,410	232,747	1.3%	
APPROPRIATIONS											
Total Administration	-	2,122,660	-	-	-	-	2,122,660	1,871,037	251,623	13.4%	
Total Cost of Providing Services	-	16,898,338	-	-	-	-	16,898,338	16,438,888	459,450	2.8%	
Total Principal Payments on Debt Service in Lieu of Depreciation	-	611,107	-	-	-	-	611,107	606,107	5,000	0.8%	
Total Operating Appropriations	-	19,632,105	-	-	-	-	19,632,105	18,916,032	716,073	3.8%	
Total Interest Payments on Debt	-	116,056	-	-	-	-	116,056	122,756	(6,700)	-5.5%	
Total Other Non-Operating Appropriations	-	981,605	-	-	-	-	981,605	945,802	35,803	3.8%	
Total Non-Operating Appropriations	-	1,097,661	-	-	-	-	1,097,661	1,068,558	29,103	2.7%	
Accumulated Deficit	-	-	-	-	-	-	-	-	-	#DIV/0!	
Total Appropriations and Accumulated Deficit											
Deficit	-	20,729,766	-	-	-	-	20,729,766	19,984,590	745,176	3.7%	
Less: Total Unrestricted Net Position Utilized											
Net Total Appropriations	-	18,668,157	-	-	-	-	18,668,157	18,435,410	232,747	1.3%	
ANTICIPATED SURPLUS (DEFICIT)	\$ -	\$ -	\$ -	\$ -	\$ -	\$ -	\$ -	\$ -	\$ -	#DIV/0!	

Revenue Schedule

Toms River Municipal Utilities Authority
For the Period January 1, 2017 to December 31, 2017

	FY 2017 Proposed Budget						FY 2016 Adopted Budget	\$ Increase (Decrease) Proposed vs. Adopted	% Increase (Decrease) Proposed vs. Adopted	
	Operation #1	Sewer Collection	N/A	N/A	N/A	N/A	Total All Operations	Total All Operations	All Operations	All Operations
OPERATING REVENUES										
<i>Service Charges</i>										
Residential		13800459					\$ 13,800,459	\$ 13,699,063	\$ 101,396	0.7%
Business/Commercial		3465879					3,465,879	3,375,847	90,032	2.7%
Industrial							-	-		#DIV/0!
Intergovernmental		275500					275,500	275,500		0.0%
Other							-	-		#DIV/0!
Total Service Charges		17,541,838					17,541,838	17,350,410	191,428	1.1%
<i>Connection Fees</i>										
Residential		400060					400,060	354,000	46,060	13.0%
Business/Commercial		293024					293,024	236,000	57,024	24.2%
Industrial							-	-		#DIV/0!
Intergovernmental							-	-		#DIV/0!
Other							-	-		#DIV/0!
Total Connection Fees		693,084					693,084	590,000	103,084	17.5%
<i>Parking Fees</i>										
Meters							-	-		#DIV/0!
Permits							-	-		#DIV/0!
Fines/Penalties							-	-		#DIV/0!
Other							-	-		#DIV/0!
Total Parking Fees							-	-		#DIV/0!
<i>Other Operating Revenues (List)</i>										
Other Revenue - Engineering & Inspection		5000					5,000	5,000		0.0%
Other Revenue - Delinquent Charges		250000					250,000	300,000	(50,000)	-16.7%
Type in (Grant, Other Rev)							-	-		#DIV/0!
Type in (Grant, Other Rev)							-	-		#DIV/0!
Type in (Grant, Other Rev)							-	-		#DIV/0!
Type in (Grant, Other Rev)							-	-		#DIV/0!
Type in (Grant, Other Rev)							-	-		#DIV/0!
Type in (Grant, Other Rev)							-	-		#DIV/0!
Type in (Grant, Other Rev)							-	-		#DIV/0!
Type in (Grant, Other Rev)							-	-		#DIV/0!
Type in (Grant, Other Rev)							-	-		#DIV/0!
Total Other Revenue		255,000					255,000	305,000	(50,000)	-16.4%
Total Operating Revenues		18,489,922					18,489,922	18,245,410	244,512	1.3%
NON-OPERATING REVENUES										
<i>Other Non-Operating Revenues (List)</i>										
Other Non-Operating - Misc		50,000					50,000	50,000		0.0%
Type in							-	-		#DIV/0!
Type in							-	-		#DIV/0!
Type in							-	-		#DIV/0!
Type in							-	-		#DIV/0!
Type in							-	-		#DIV/0!
Total Other Non-Operating Revenue		50,000					50,000	50,000		0.0%
<i>Interest on Investments & Deposits (List)</i>										
Interest Earned		128,235					128,235	140,000	(11,765)	-8.4%
Penalties							-	-		#DIV/0!
Other							-	-		#DIV/0!
Total Interest		128,235					128,235	140,000	(11,765)	-8.4%
Total Non-Operating Revenues		178,235					178,235	190,000	(11,765)	-6.2%
TOTAL ANTICIPATED REVENUES		\$ 18,668,157					\$ 18,668,157	\$ 18,435,410	\$ 232,747	1.3%

Prior Year Adopted Revenue Schedule

Toms River Municipal Utilities Authority

FY 2016 Adopted Budget

	Operation #1	Sewer Collection	N/A	N/A	N/A	N/A	Total All Operations
OPERATING REVENUES							
<i>Service Charges</i>							
Residential		\$ 13,699,063					\$ 13,699,063
Business/Commercial		3,375,847					3,375,847
Industrial							-
Intergovernmental		275,500					275,500
Other							-
Total Service Charges	-	17,350,410	-	-	-	-	17,350,410
<i>Connection Fees</i>							
Residential		354,000					354,000
Business/Commercial		236,000					236,000
Industrial							-
Intergovernmental							-
Other							-
Total Connection Fees	-	590,000	-	-	-	-	590,000
<i>Parking Fees</i>							
Meters							-
Permits							-
Fines/Penalties							-
Other							-
Total Parking Fees	-	-	-	-	-	-	-
<i>Other Operating Revenues (List)</i>							
Other Revenue - Engineering & Inspection		5,000					5,000
Other Revenue - Delinquent Charges		300,000					300,000
Type in (Grant, Other Rev)							-
Type in (Grant, Other Rev)							-
Type in (Grant, Other Rev)							-
Type in (Grant, Other Rev)							-
Type in (Grant, Other Rev)							-
Type in (Grant, Other Rev)							-
Type in (Grant, Other Rev)							-
Type in (Grant, Other Rev)							-
Type in (Grant, Other Rev)							-
Total Other Revenue	-	305,000	-	-	-	-	305,000
Total Operating Revenues	-	18,245,410	-	-	-	-	18,245,410
NON-OPERATING REVENUES							
<i>Other Non-Operating Revenues (List)</i>							
Other Non-Operating - Misc		50,000					50,000
Type in							-
Type in							-
Type in							-
Type in							-
Type in							-
Total Other Non-Operating Revenues	-	50,000	-	-	-	-	50,000
<i>Interest on Investments & Deposits</i>							
Interest Earned		140,000					140,000
Penalties							-
Other							-
Total Interest	-	140,000	-	-	-	-	140,000
Total Non-Operating Revenues	-	190,000	-	-	-	-	190,000
TOTAL ANTICIPATED REVENUES	\$ -	\$ 18,435,410	\$ -	\$ -	\$ -	\$ -	\$ 18,435,410

Appropriations Schedule

Toms River Municipal Utilities Authority
For the Period January 1, 2017 to December 31, 2017

	FY 2017 Proposed Budget						FY 2016 Adopted Budget	\$ Increase (Decrease) Proposed vs. Adopted	% Increase (Decrease) Proposed vs. Adopted	
	Operation #1	Sewer Collection	N/A	N/A	N/A	N/A	Total All Operations	Total All Operations	All Operations	
OPERATING APPROPRIATIONS										
<i>Administration - Personnel</i>										
Salary & Wages		\$ 848,460					\$ 848,460	\$ 777,605	\$ 70,855	9.1%
Fringe Benefits		438,187				438,187	406,768	31,419	7.7%	
Total Administration - Personnel	-	1,286,647	-	-	-	1,286,647	1,184,373	102,274	8.6%	
<i>Administration - Other (List)</i>										
Other Admin Expense		836,013				836,013	686,664	149,349	21.7%	
Type in Description						-	-	-	#DIV/0!	
Type in Description						-	-	-	#DIV/0!	
Type in Description						-	-	-	#DIV/0!	
Miscellaneous Administration*						-	-	-	#DIV/0!	
Total Administration - Other	-	836,013	-	-	-	836,013	686,664	149,349	21.7%	
Total Administration	-	2,122,660	-	-	-	2,122,660	1,871,037	251,623	13.4%	
<i>Cost of Providing Services - Personnel</i>										
Salary & Wages		2,740,895				2,740,895	2,453,495	287,400	11.7%	
Fringe Benefits		1,362,101				1,362,101	1,145,539	216,562	18.9%	
Total COPS - Personnel	-	4,102,996	-	-	-	4,102,996	3,599,034	503,962	14.0%	
<i>Cost of Providing Services - Other (List)</i>										
Other COPS Expense		12,795,342				12,795,342	12,839,854	(44,512)	-0.3%	
Type in Description						-	-	-	#DIV/0!	
Type in Description						-	-	-	#DIV/0!	
Type in Description						-	-	-	#DIV/0!	
Miscellaneous COPS*						-	-	-	#DIV/0!	
Total COPS - Other	-	12,795,342	-	-	-	12,795,342	12,839,854	(44,512)	-0.3%	
Total Cost of Providing Services	-	16,898,338	-	-	-	16,898,338	16,438,888	459,450	2.8%	
Total Principal Payments on Debt Service in Lieu of Depreciation	-	611,107	-	-	-	611,107	606,107	5,000	0.8%	
Total Operating Appropriations	-	19,632,105	-	-	-	19,632,105	18,916,032	716,073	3.8%	
NON-OPERATING APPROPRIATIONS										
Total Interest Payments on Debt	-	116,056	-	-	-	116,056	122,756	(6,700)	-5.5%	
Operations & Maintenance Reserve						-	-	-	#DIV/0!	
Renewal & Replacement Reserve						-	-	-	#DIV/0!	
Municipality/County Appropriation		981,605				981,605	945,802	35,803	3.8%	
Other Reserves						-	-	-	#DIV/0!	
Total Non-Operating Appropriations	-	1,097,661	-	-	-	1,097,661	1,068,558	29,103	2.7%	
TOTAL APPROPRIATIONS	-	20,729,766	-	-	-	20,729,766	19,984,590	745,176	3.7%	
ACCUMULATED DEFICIT						-	-	-	#DIV/0!	
TOTAL APPROPRIATIONS & ACCUMULATED DEFICIT	-	20,729,766	-	-	-	20,729,766	19,984,590	745,176	3.7%	
UNRESTRICTED NET POSITION UTILIZED										
Municipality/County Appropriation	-	981,605	-	-	-	981,605	945,802	35,803	3.8%	
Other		1,080,004				1,080,004	603,378	476,626	79.0%	
Total Unrestricted Net Position Utilized	-	2,061,609	-	-	-	2,061,609	1,549,180	512,429	33.1%	
TOTAL NET APPROPRIATIONS	\$ -	\$ 18,668,157	\$ -	\$ -	\$ -	\$ 18,668,157	\$ 18,435,410	\$ 232,747	1.3%	

* Miscellaneous line items may not exceed 5% of total operating appropriations shown below. If amount in miscellaneous is greater than the amount shown below, then the line item must be itemized above.

5% of Total Operating Appropriations \$ - \$ 981,605.25 \$ - \$ - \$ - \$ - \$ 981,605.25

**TOMS RIVER MUNICIPAL UTILITIES AUTHORITY
2017 OPERATING BUDGET**

2017 BUDGET

INSURANCE

AUTO & GENERAL LIABILITY	60,100
PROPERTY	84,450
PUBLIC OFFICIALS	16,000
ENVIRONMENTAL	10,800

GENERAL OFFICE

POSTAGE / STATIONARY	35,000
PRINTING SUPPLIES	17,100
GENERAL SUPPLIES	5,000
SERVICE CONTRACTS	48,400
MISCELLANEOUS	1,000

ADMINISTRATIVE BUILDING

HEAT	22,000
TELEPHONE	14,000
ELECTRIC	25,000
WATER	3,000
MAINTENANCE - SUPPLIES	40,000
MAINTENANCE - CONTRACT	35,000
MISCELLANEOUS	15,000
SITE MAINTENANCE	65,000
SERVICE CONTRACT - COMMUNICATIONS	15,000

ENGINEERING

PRINTING SUPPLIES	11,500
SERVICE CONTRACT - EQUIPMENT	7,000
TV INSPECTION SUPPLIES	25,000
MISCELLANEOUS	2,000
MEDICAL EXAMS	3,000
IT MAINTENANCE / SERVICE CONTRACT	20,000

PUMP STATIONS

CHEMICALS	5,000
ELECTRIC	80,000
NATURAL GAS	8,000
WATER	5,000
TELEPHONE & ALARM CIRCUITS	10,000
SUPPLIES	3,000
MISCELLANEOUS	3,000
SITE MAINTENANCE	10,000
SERVICE CONTRACT - GENSER	17,000

**TOMS RIVER MUNICIPAL UTILITIES AUTHORITY
2017 OPERATING BUDGET**

<u>MAINTENANCE / OPERATIONS - VEHICLES</u>	<u>2017 BUDGET</u>
GASOLINE	75,000
OILS / LUBRICANTS	5,000
TIRES	10,000
PARTS FOR REPAIRS	65,000
OUTSIDE MAINTENANCE	10,000
REGISTRATION FEES / PERMITS	25,000
MISCELLANEOUS / VEHICLE WASHING	20,000
MINOR VEHICLE BODY REPAIRS	4,000
<u>MAINTENANCE / OPERATIONS - COLLECTION SYSTEM</u>	
COMMUNICATIONS	6,000
CHEMICALS	1,500
TOOLS & EQUIPMENT	25,000
MATERIALS / SUPPLIES	15,000
EQUIPMENT REPAIRS	5,000
CONTRACTUAL LABOR	10,000
EMPLOYEES UNIFORMS	25,000
MISCELLANEOUS	2,000
<u>CONSTRUCTION / REPAIRS</u>	
PIPES & MATERIALS	15,000
PERMITS	1,000
EQUIPMENT REPAIRS	2,500
MISCELLANEOUS	2,000
<u>TREATMENT & CONTINGENCY</u>	
O.C.U.A. CHARGES	\$ 11,650,000
CONTINGENCY	100,000
TOTAL OTHER COPS EXPENSE PAGE F-4	\$ 12,795,350

Prior Year Adopted Appropriations Schedule

Toms River Municipal Utilities Authority

FY 2016 Adopted Budget

	Operation #1	Sewer Collection	N/A	N/A	N/A	N/A	Total All Operations
OPERATING APPROPRIATIONS							
<i>Administration - Personnel</i>							
Salary & Wages		\$ 777,605					\$ 777,605
Fringe Benefits		406,768					406,768
Total Administration - Personnel	-	1,184,373	-	-	-	-	1,184,373
<i>Administration - Other (List)</i>							
Other Admin Expense		686,664					686,664
Type In Description							-
Type In Description							-
Type In Description							-
Miscellaneous Administration*							-
Total Administration - Other	-	686,664	-	-	-	-	686,664
Total Administration	-	1,871,037	-	-	-	-	1,871,037
<i>Cost of Providing Services - Personnel</i>							
Salary & Wages		2,453,495					2,453,495
Fringe Benefits		1,145,539					1,145,539
Total COPS - Personnel	-	3,599,034	-	-	-	-	3,599,034
<i>Cost of Providing Services - Other (List)</i>							
Other COPS Expense		12,839,854					12,839,854
Type In Description							-
Type In Description							-
Type In Description							-
Miscellaneous COPS*							-
Total COPS - Other	-	12,839,854	-	-	-	-	12,839,854
Total Cost of Providing Services	-	16,438,888	-	-	-	-	16,438,888
Total Principal Payments on Debt Service in Lieu of Depreciation	-	606,107	-	-	-	-	606,107
Total Operating Appropriations	-	18,916,032	-	-	-	-	18,916,032
NON-OPERATING APPROPRIATIONS							
Total Interest Payments on Debt	-	122,756	-	-	-	-	122,756
Operations & Maintenance Reserve							-
Renewal & Replacement Reserve							-
Municipality/County Appropriation		945,802					945,802
Other Reserves							-
Total Non-Operating Appropriations	-	1,068,558	-	-	-	-	1,068,558
TOTAL APPROPRIATIONS	-	19,984,590	-	-	-	-	19,984,590
ACCUMULATED DEFICIT							-
TOTAL APPROPRIATIONS & ACCUMULATED DEFICIT	-	19,984,590	-	-	-	-	19,984,590
UNRESTRICTED NET POSITION UTILIZED							
Municipality/County Appropriation	-	945,802	-	-	-	-	945,802
Other		603,378					603,378
Total Unrestricted Net Position Utilized	-	1,549,180	-	-	-	-	1,549,180
TOTAL NET APPROPRIATIONS	\$ -	\$ 18,435,410	\$ -	\$ -	\$ -	\$ -	\$ 18,435,410

* Miscellaneous line items may not exceed 5% of total operating appropriations shown below. If amount in miscellaneous is greater than the amount shown below, then the line item must be itemized above.

5% of Total Operating Appropriations \$ - \$ 945,801.60 \$ - \$ - \$ - \$ - \$ 945,801.60

Debt Service Schedule - Principal

Toms River Municipal Utilities Authority

If Authority has no debt X this box

Fiscal Year Ending in

	Proposed							Total Principal Outstanding
	Adopted Budget Year 2016	Budget Year 2017	2018	2019	2020	2021	2022	
Operation #1								
Type in Issue Name								\$
Type in Issue Name								
Type in Issue Name								
Type in Issue Name								
Total Principal	-	-	-	-	-	-	-	-
Sewer Collection								
Debit Issuance - NJEIT S340145-01	509,474	514,474	519,474	524,474	529,474	539,474	539,474	3,956,316
Debit Issuance - NJEIT S340145-03-04	96,633	96,633	96,633	101,633	101,633	106,633	106,633	1,287,718
Type in Issue Name								7,123,160
Type in Issue Name								1,897,516
Total Principal	606,107	611,107	616,107	626,107	631,107	646,107	646,107	5,244,034
9,020,676								
N/A								
Type in Issue Name								
Type in Issue Name								
Type in Issue Name								
Type in Issue Name								
Total Principal	-	-	-	-	-	-	-	-
N/A								
Type in Issue Name								
Type in Issue Name								
Type in Issue Name								
Type in Issue Name								
Total Principal	-	-	-	-	-	-	-	-
N/A								
Type in Issue Name								
Type in Issue Name								
Type in Issue Name								
Type in Issue Name								
Total Principal	-	-	-	-	-	-	-	-
TOTAL PRINCIPAL ALL OPERATIONS								
Total Principal	\$ 606,107	\$ 611,107	\$ 616,107	\$ 626,107	\$ 631,107	\$ 646,107	\$ 646,107	\$ 5,244,034
								\$ 9,020,676

Indicate the Authority's most recent bond rating and the year of the rating by ratings service.

	<i>Moody's</i>	<i>Fitch</i>	<i>Standard & Poors</i>
Bond Rating	AA3	AA	AA
Year of Last Rating	2014	2014	2014

Debt Service Schedule - Interest

Toms River Municipal Utilities Authority

If Authority has no debt X this box

	<i>Fiscal Year Ending in</i>							Thereafter	Total Interest Payments Outstanding
	Adopted Budget Year 2016	Proposed Budget Year 2017	2018	2019	2020	2021	2022		
Operation #1									
Type in Issue Name									\$
Type in Issue Name									
Type in Issue Name									
Type in Issue Name									
Total Interest Payments	-	-	-	-	-	-	-	-	-
Sewer Collection									
Debit Issuance - NJEIT S340145-01	84,125	78,625	72,875	66,872	61,875	55,375	51,175	189,500	576,297
Debit Issuance - NJEIT S340145-03-04	38,631	37,431	35,431	33,431	31,181	28,931	26,431	141,900	334,736
Type in Issue Name									
Type in Issue Name									
Total Interest Payments	122,756	116,056	108,306	100,303	93,056	84,306	77,606	331,400	911,033
N/A									
Type in Issue Name									
Type in Issue Name									
Type in Issue Name									
Type in Issue Name									
Total Interest Payments	-	-	-	-	-	-	-	-	-
N/A									
Type in Issue Name									
Type in Issue Name									
Type in Issue Name									
Type in Issue Name									
Total Interest Payments	-	-	-	-	-	-	-	-	-
N/A									
Type in Issue Name									
Type in Issue Name									
Type in Issue Name									
Type in Issue Name									
Total Interest Payments	-	-	-	-	-	-	-	-	-
TOTAL INTEREST ALL OPERATIONS	\$ 122,756	\$ 116,056	\$ 108,306	\$ 100,303	\$ 93,056	\$ 84,306	\$ 77,606	\$ 331,400	\$ 911,033

Authority Schedule of Commissioners, Officers, Key Employees, Highest Compensated Employees and Independent Contractors (Continued)

Tomis River Municipal Utilities Authority
 For the Period January 1, 2017 to December 31, 2017

Name	Title	Average Hours per Week Dedicated to Position	Position		Reportable Compensation from Authority (W-2/1099)		Other (auto allowance, expense account, payment in lieu of health benefits, etc.)	Estimated amount of other compensation from Authority (health benefits, pension, etc.)	Total Compensation from Authority	Names of Other Public Entities where Individual is an Employee or Member of the Governing Body (1) See note below	Positions held at Other Public Entities Listed in Column O	Average Hours per Week Dedicated to Positions at Other Public Entities Listed in Column O	Reportable Compensation from Other Public Entities (W-2/1099)	Estimated amount of other compensation from Other Public Entities (health benefits, pension, payment in lieu of health benefits, etc.)	Total Compensation All Public Entities
			Highest Compensated Former	Key Employee	Base Salary/ Stipend	Bonus									
1 Stephen Acropolis	Exec Director	40	x		\$ 165,210		\$ 500	\$ 26,223	\$ 191,933	None	N/A	N/A	\$ -	\$ -	\$ 191,933
2 Nicholas Oren	Authority Engineer	40		x	116,271		3,006	20,907	140,184	None	N/A	N/A	\$ -	\$ -	\$ 140,184
3 Juan Bellu	Commissioner	2 x			2,000		0	23,659	25,659	None	N/A	N/A	\$ -	\$ -	\$ 25,659
4 Joseph Bliotta	Commissioner	2 x			2,000		0	30,178	32,178	None	N/A	N/A	\$ -	\$ -	\$ 32,178
5 Deborah Clement	Commissioner	2 x			2,000		0	11,693	13,693	None	N/A	N/A	\$ -	\$ -	\$ 13,693
6 Charles Valvano	Commissioner	2 x			2,000		0	30,178	32,178	None	N/A	N/A	\$ -	\$ -	\$ 32,178
7 Tariq Siddiqui	Commissioner	2 x			2,000		0	0	2,000	None	N/A	N/A	\$ -	\$ -	\$ 2,000
8 Carmen Memoli	Commissioner	2 x			2,000		0	0	2,000	None	N/A	N/A	\$ -	\$ -	\$ 2,000
9									0						0
10									0						0
11									0						0
12									0						0
13									0						0
14									0						0
15									0						0
Total:					\$ 293,481	\$ -	\$ 3,506	\$ 142,838	\$ 439,825				\$ -	\$ -	\$ 439,825

(1) Insert "None" in this column for each individual that does not hold a position with another Public Entity

Schedule of Health Benefits - Detailed Cost Analysis

Toms River Municipal Utilities Authority
 For the Period January 1, 2017 to December 31, 2017

	# of Covered Members	Annual Cost Estimate per Employee Proposed Budget	Total Cost Estimate Proposed Budget	# of Covered Members	Annual Cost per Employee Current Year	Total Prior Year Year Cost	\$ Increase (Decrease)	% Increase (Decrease)	Is medical coverage provided by the SHBP (Yes or No)? (Place Answer in Box)	
									Proposed Budget	Budget
Active Employees - Health Benefits - Annual Cost										
Single Coverage	12	\$ 8,962	\$ 107,544	7	\$ 10,428	\$ 72,996	\$ 34,548	47.3%		
Parent & Child	3	16,929	50,787	4	19,836	79,344	(28,557)	-36.0%		
Employee & Spouse (or Partner)	8	14,471	115,768	8	18,156	145,248	(29,480)	-20.3%		
Family	27	23,940	646,380	18	27,984	503,712	142,668	28.3%		
Employee Cost Sharing Contribution (enter as negative -)			(128,000)			(135,000)	7,000	-5.2%		
Subtotal	50		792,479	37		666,300	126,179	18.9%		
Commissioners - Health Benefits - Annual Cost										
Single Coverage	1	11,060	11,060	1	10,428	10,428	632	6.1%		
Parent & Child			-			-	-			
Employee & Spouse (or Partner)	1	22,109	22,109	1	18,156	18,156	3,953	21.8%		
Family	2	28,628	57,256	3	27,984	83,952	(26,696)	-31.8%		
Employee Cost Sharing Contribution (enter as negative -)			(3,000)			(3,200)	200	-6.3%		
Subtotal	4		87,425	5		109,336	(21,911)	-20.0%		
Retirees - Health Benefits - Annual Cost										
Single Coverage	12	7,422	89,064	16	10,428	166,848	(77,784)	-46.6%		
Parent & Child			-			-	-			
Employee & Spouse (or Partner)	14	25,903	362,642	11	18,156	199,716	162,926	81.6%		
Family			-			-	-			
Employee Cost Sharing Contribution (enter as negative -)			451,706	27		366,564	85,142	23.2%		
Subtotal	26		451,706	27		366,564	85,142	23.2%		
GRAND TOTAL	80		\$ 1,331,610	69		\$ 1,142,200	\$ 189,410	16.6%		

Is medical coverage provided by the SHBP (Yes or No)? (Place Answer in Box)
 Is prescription drug coverage provided by the SHBP (Yes or No)? (Place Answer in Box)

NO	Yes or No
NO	Yes or No

Note: Remember to Enter an amount in rows for Employee Cost Sharing

Schedule of Accumulated Liability for Compensated Absences
Toms River Municipal Utilities Authority
For the Period January 1, 2017 to December 31, 2017

Complete the below table for the Authority's accrued liability for compensated absences.

Legal Basis for Benefit (check applicable items)

Individuals Eligible for Benefit	TOTAL HOURS of Accumulated Compensated Absences at beginning of Current Year	Dollar Value of Accrued Compensated Absence Liability	Legal Basis for Benefit (check applicable items)		
			Approved Labor Agreement	Resolution	Individual Employment Agreement
D. ACROPOUS	26.0	750	X		
M. ANDROWSKI	13.5	314	X		
M. BARANVAY	97.0	2,029	X		
R. BARRY	25.5	784	X		
K. BELLU	29.5	849		X	
G. BENYOLA	213.0	5,966		X	
B. BIESTER	7.5	216	X		
J. BLASI	88.0	2,551	X		
L. BUNDRRA	2.5	116	X		
R. CARR	26.0	664	X		
M. CUCCINOTTA	0.1	14	X		
F. FIRRITO	18.0	634	X		
N. FRAAS	26.0	604	X		
C. GANT	91.0	2,624	X		
B. GNAGEY	38.5	1,110	X		
L. GRIMLEY	82.5	1,917	X		
M. IARIA	19.5	562	X		
C. JACQUEMOT	11.0	275	X		
R. LA ROCCO	407.0	8,386	X		
M. LEE	270.0	10,449		X	
A. MANFORTI	43.0	832	X		
W. MC DONALD	162.0	5,583	X		
N. OTTEN	249.0	12,515		X	
F. PASCARELLA	46.5	1,341	X		
R. ROSETTO	425.5	18,910		X	
B. RUTKOWSKI	258.0	9,301		X	
E. SAVERINO	52.0	1,034	X		
W. SCHLAGTER	45.0	1,080	X		
M. SICCA	3.0	86	X		
M. SHINN	177.7	5,117	X		
R. SISTAD	403.5	14,262	X		
D. SMITH	224.0	5,027	X		
J. TALLACQ	18.0	488	X		
M. TESCH	86.5	2,754	X		
R. TUTELA	638.0	17,220	X		
J. YOUNG	167.5	5,858	X		
Total liability for accumulated compensated absences at beginning of current year	\$	142,224			

Schedule of Shared Service Agreements

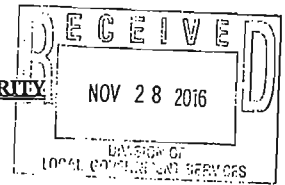
Toms River Municipal Utilities Authority
 For the Period January 1, 2017 to December 31, 2017

Enter the shared service agreements that the Authority currently engages in and identify the amount that is received/paid for those services.

Name of Entry Providing Service	Name of Entry Receiving Service	Type of Shared Service Provided	Comments (Enter more specifics if needed)	Agreement Effective Date	Agreement End Date	Amount to be Received by/ Paid from Authority
Township of Toms River	Toms River MUA	Garbage and Recycling Collection	No expiration date on resolution or agreement - cannot exceed satutory duration	12/1/2013	None	None
Toms River MUA	Borough of Ocean Gate	Loaning of Equipment, sharing resources and or providing services		2/24/2015	2/24/2017	TBD
Toms River MUA	Island Heights	Maintenance, repair and upkeep of sanitary sewer line, Transporting of effluent	Expired 9/30/12 - provision to extend for one additional five (5) year period	8/1/2014	7/31/2019	\$ 14,563
Toms River MUA	Township of Toms River	General services, HVAC maintenance and repair, bus transportation fuel services, printing, food services, technology, vehicle maint, grounds, snow plowing, salting and sanding, custodial, sing shop, architectural and engineering professional services		6/15/2014	6/4/2019	\$ 16,058
Toms River MUA	Toms River Parking Authority	Snow Plowing Services, Vehicle Maint, Sewer Cleaning, Fuel Service		5/26/2015	5/25/2017	TBD

If No Shared Services X this Box

RATE SCHEDULE FOR THE
TOMS RIVER MUNICIPAL UTILITIES AUTHORITY
EFFECTIVE JANUARY 1, 2017



SECTION I. DEFINITION OF TERMS:

As used in this Rate Schedule, unless a different meaning clearly appears from the context, the following words shall have the following meanings:

- (a) **AUTHORITY** means – Toms River Municipal Utilities Authority.
- (b) **TOMS RIVER** means – TOMS RIVER TOWNSHIP, a municipality in the County of Ocean and State of New Jersey.
- (c) **AUTHORITY'S LINES** shall mean - mains, laterals, manholes, pipes and appliances of the Toms River Municipal Utilities Authority.
- (d) **RATES AND SERVICE CHARGES** shall mean - rents, rates, fees or other charges and service charges for the use of service of the sewerage system, and such terms shall be interchangeable, and shall apply to all customers of the Authority, within or without its district, and under any contract or agreement that the Authority has with any person or other municipality or Authority.
 - (d.1) **RATE DISCOUNT TO ELIGIBLE USERS** in accordance with the provisions of N.J.S.A. 40:14B-22.2, the Toms River Municipal Utilities Authority affords a discount of \$9.98 per quarter to those users eligible under the Statute.
 - (d.2) **"TMP" COMMERCIAL ACCOUNT** means the category for each newly connected commercial unit(s) or reconnected unit(s) which shall be charged an annual base charge prorated from time of initial inspection; additional fixtures over two (2) to be assessed upon certificate of occupancy or occupancy.
 - (d.3) **"RTP" RESIDENTIAL ACCOUNT** means the category for each newly connected residential unit(s) or reconnected unit(s) which shall be charged an annual base charge prorated from time of initial inspection; additional fixtures over four (4), exclusive of one laundry facility and one dishwasher, to be assessed upon certificate of occupancy or occupancy.
- (e) **INITIAL SERVICE CHARGE** shall mean - and be interchangeable with connection fee or tapping fee payable at the time of each connection of any property with AUTHORITY'S sewerage system and shall be separate and in addition to RATES AND SERVICE CHARGES.
- (f) **ADDITIONAL CONNECTION FEE** shall mean - an additional charge for a change in type of use, alteration or addition which may result in change in use or flow from any building already physically connected to the AUTHORITY'S LINES.
- (g) **BUILDINGS** shall include - structures of all types, whether enclosed or not, such as sheds, pits, platforms, etc., which are connected, directly or indirectly, to AUTHORITY'S LINES.
- (h) **FIXTURES** shall mean - plumbing fixtures and appliances commonly so designated and shall include any and all devices which may discharge sewerage directly or indirectly into the AUTHORITY'S LINES.
- (i) **UNIT** shall be defined as follows:
 - (1) **Residential:**
 - (a) Each single family dwelling.
 - (b) Each single family apartment dwelling in a multiple family structure or structures.

This definition does not include other primary accessory, or incidental uses on the premises such as, but not limited to, home/office combination uses.

(2) **Non-Residential:**

- (a) Each 73,000 gallons per year of water consumption, for each commercial, industrial, institutional, professional, public, or other user not heretofore mentioned whose water consumption exceeds 73,000 gallons per year. The number of units shall be calculated to the nearest 1/10 unit.
- (b) Common Area-Age Restricted – shall mean a building or facility within the common area of an age-restricted community which is for the sole use or benefit of the members of said community and is not available for use by way of rental or hire.

SECTION II. ANNUAL CHARGES, PAYMENT, APPORTIONMENT AND VACANCIES:

(a) All annual rates and service charges by the AUTHORITY shall be billed for the period from January 1st to December 31st. The said annual rates and service charges shall be due and payable quarter-annually in advance. Meter users shall be billed semi-annually.

(b) In the event that any quarterly bill is not paid within ten (10) days from its due date, or excess consumption bill within thirty (30) days of mailing, then interest shall accrue thereafter and be due the AUTHORITY on the unpaid balance at a rate of 1 1/2% from the due date until such service charge and the delinquency charges thereon, shall be fully paid to the AUTHORITY.

(c) "TMP" COMMERCIAL ACCOUNT AND "RTP" RESIDENTIAL ACCOUNT Newly to be connected unit(s) or reconnected unit(s) shall be chargeable in proportion to the base charge for each such unit from the date when the connection of the customer's property is made available to the lines of the AUTHORITY, upon its notice. Upon certificate of occupancy or occupancy, the full annual charge will be assessed

(d) Except as stated immediately above, the annual service charges of the AUTHORITY shall not be adjusted or apportioned for a vacancy in all or part of a building or structure during any portion of a year.

(e) Annual service charges to any property (whether or not the connected structure has been demolished or removed), shall not be removed from billing until such date as the AUTHORITY has inspected and approved a physical disconnect and capping at the curb of the service line.

SECTION III. RENTS, RATES, FEES, OTHER CHARGES:

The following rents, rates, fees or other charges are hereby fixed and officially established as the Service Charges by the AUTHORITY for direct or indirect connection with, and the use and service of, the sewerage system, and the same shall be charged and collected by the AUTHORITY in accordance with the following schedule which is hereby prescribed:

**TOMS RIVER MUNICIPAL UTILITIES AUTHORITY
SCHEDULE FOR SERVICE CHARGES FOR DIRECT OR
INDIRECT CONNECTION WITH, AND FOR THE USE AND
SERVICES OF SAID AUTHORITY.**

**SUBSECTION A. RATES APPLICABLE TO UNITS, BUILDINGS, OR FACILITIES
CONNECTED TO SEWERAGE SYSTEM:**

Description - Annual Service Charge

- | | |
|--|--|
| (1) <u>Residential</u> - single family unit or each individual dwelling unit of a multi-dwelling use. | \$266.00 plus \$14.40 per fixture over four (4), exclusive of one laundry facility and one dishwasher. |
|--|--|

- | | | |
|-----|--|--|
| (2) | <u>Non-Residential</u> - includes all other users not classified as residential above. | \$5.00 per thousand gallons of water consumption or approved discharge into the system, however, a minimum rate of \$266.00 plus \$44.32 per fixture over (2) shall apply. |
| (3) | <u>Common Area-Age Restricted</u> | \$5.00 per thousand gallons of water consumption, however, a minimum rate of \$266.00 per year plus \$14.40 per fixture over (4) shall apply. |

TERMS OF PAYMENT:

- (1) Residential Bills and Non-Residential Minimum Bills are rendered annually in advance with four quarterly coupon payments due prior to January 1, April 1, July 1, and October 1
- (2) Non-Residential Excess Consumption Bills are rendered semi-annually in January and July for the preceding six months actual water consumption. Excess consumption bills are due thirty days after mailing.
- (3) Pursuant to N.J.S.A. 40:14B-20.2, the AUTHORITY has established a service charge of \$20.00 for each check or other written instrument returned for insufficient funds. This fee shall be added to the customer's sewer billing account upon re-posting of the amount of the deficient payment.

SUBSECTION B. WATER CONSUMPTION READINGS AND FIXTURE COUNTS:

(1) All water consumption readings shall be those obtained by the AUTHORITY from the water company furnishing water to the respective units. If a customer obtains its water supply from a private well or unmetered public water supply, then the user shall install a meter at its own cost, the type and location of which is to be approved by the AUTHORITY. In the event the user fails to install such meter within thirty (30) days after receiving notice from the AUTHORITY, then the user shall pay a charge based upon AUTHORITY'S estimate of water consumption, which estimate shall be conclusive and binding upon the user.

(2) In the event that estimated water consumption readings should prove to be inaccurate, AUTHORITY reserves the right to re-calculate prior annual service charges with the difference charged or credited to the user.

(3) The AUTHORITY makes every attempt to maintain accurate and correct fixture counts for all residences and buildings connected to the system. To maintain the accuracy of these records, the AUTHORITY conducts random survey updates of fixture counts, and will conduct a fixture count survey when the AUTHORITY believes the existing account information to be inaccurate.

Should the user request a fixture count verification or alter the number of fixtures and request a re-survey, the cost shall be \$25.00 per account survey to be paid in advance.

SUBSECTION C. COMBINATION RESIDENTIAL AND NON-RESIDENTIAL USERS:

(1) All uses which consist of more than one classification of unit as defined above, shall be defined as combined uses. The service charge for combined uses shall be applied to each class of combined user connected.

SUBSECTION D. CONNECTION FEES AND CHARGES:

(1) INITIAL SERVICE CHARGES or Initial Fees for the right to connect directly or indirectly to the AUTHORITY'S sewer system shall include a connection charge or fee per unit, as well as and in addition to fees and charges for the inspection of the work to be accomplished by applicants in keeping with the AUTHORITY'S RULES AND REGULATIONS as the same are promulgated,

amended, modified and supplemented from time to time. Such connection fees, which constitute INITIAL SERVICE CHARGES for the right to connect to AUTHORITY'S sewer system, are an integral part of this rate schedule and are a distinct and separate charge from all other RATES AND SERVICE CHARGES and payment of one shall not constitute payment of the other.

(2) No connection shall be made to, into, or with the street lines, mains, sewers, laterals, or other sewerage facility to the AUTHORITY without approval and permit issued by the AUTHORITY. Application for permit for any unit of any such connection shall be made upon forms prescribed by AUTHORITY and submitted together with payment of the applicable charges, as hereinafter set forth, and no permit shall be issued until such connection fee or charge is paid in accordance with the current RULES AND REGULATIONS.

(3) The INITIAL SERVICE CHARGE, (connection fee), shall be at the rate of \$2,410.00 per unit as determined by N.J.S.A. 40:14B-22.

(4) Each commercial, industrial, professional, institutional, public or other user, not heretofore mentioned, whose estimated water consumption exceeds 73,000 gallons, by the AUTHORITY per year shall pay a connection fee based on the number of units. Such number of units shall be calculated to the nearest one-tenth (1/10) of unit, with a minimum of one unit per user.

(5) Upon an addition, alteration, or change in use of any building already connected to the AUTHORITY'S LINES, an additional connection fee may be charged based upon the Schedule of SECTION (4) above.

(6) No connection to or into AUTHORITY'S sewer system shall be made unless and until full compliance with the requirements set forth in this Revised Rate Schedule as the same may hereafter be promulgated, amended, modified, or supplemented from time to time, shall have been met, and no excavation shall be back-filled until inspection has been completed by the duly designated representative of the AUTHORITY.

(7) Re-connection Fee for Shut-off because of non-payment of fees or charges, or because of customer request: Charge of \$75.00 per unit, plus actual costs to include time and materials, equipment, plus 35 percent (35%) benefits at current costs.

(8) Lateral Installation Fee: Subject to AUTHORITY approval, a prepaid minimum fee of \$600.00 is required. Actual cost of lateral above the \$600.00 minimum, based on time, materials, and equipment involved in the installation of said lateral, must be paid in full by applicant prior to connection. This installation fee shall apply to a new lateral service installation or an existing unpaid lateral installation by the AUTHORITY.

(9) Lateral to be installed by Owner at Owner Expense: Seventy-two (72) hours advance notice that work is to be started shall be given to the Operations Director of the Authority. Minimum inspection fee is \$150.00.

(10) The AUTHORITY shall make the determination whether a new lateral installation shall be made by the AUTHORITY, (at the owner's expense), or by the owner's contractor, (at the owner's expense).

SUBSECTION E. - OTHER FEES AND CHARGES

(1)	<u>Review Fees</u>	
	Preliminary Application	\$50/Unit
	Re-Approval	\$25
(2)	<u>Change of Applicant</u>	\$15
(3)	<u>Inspection Fees</u>	
	Cut/Cap Lateral	\$50
	Re-Connect Lateral	\$75
	New Lateral - Main Tap	\$150
	New Lateral - Manhole Tap	\$250
(4)	<u>Fixture Count Verification</u>	\$25

SUBSECTION F. LIENS, RIGHTS AND REMEDIES, ENFORCEMENT:

(1) In the event that an **INITIAL SERVICE CHARGE** or Connection Fee or Annual Service Charge with regard to any parcel or real property owned by any person, corporation, or other entity other than the State or any Agency or Subdivision therefore, and all interest accruing thereon, shall be a lien on such parcel, and all such liens shall become enforceable with and as any other municipal lien on real property in the municipality in addition to the other remedies of civil suit or foreclosure or any other remedies which may be available provided by and under the Laws and Statutes of the State of New Jersey in such case made and provided.

(2) In the event that an **INITIAL SERVICE CHARGE** or Connection Fee or any service charge of the **AUTHORITY** with regard to any parcel or real property shall not be paid as and when due, the **AUTHORITY** may enter upon such parcel and cause the connection thereof to be cut and shut-off until such service charge and subsequent service charge with regard to such parcel and all interest accrued thereon, together with a re-connection fee shall be fully paid to the **AUTHORITY**; and/or may avail itself of any and all other remedies which may be available and provided by and under the Laws and Statutes of the State of New Jersey in such case made and provided. The re-connection fee shall be in the amount of all labor, materials and administrative costs incurred by the **AUTHORITY** for re-connection. The minimum re-connection fee shall be \$75.00.

(3) All rights and remedies provided in this Rate Schedule and in any amendments or modifications hereof and supplements hereto for the collection and enforcement of **RATES AND SERVICE CHARGES, INITIAL SERVICE CHARGES, Connection Fees or Tapping Fees, Rents and Rates**, and all other fees and charges shall be cumulative and concurrent with and in addition to those provided and authorized in and by the Laws and Statutes of the State of New Jersey in each such case made and provided.

SECTION IV. COMPLIANCE WITH USER CHARGE REQUIREMENTS:

In order to comply with the requirements of 40 C. F. R. Sec. 35. 929, et. seq., the **AUTHORITY** agrees as follows:

(1) **AUTHORITY** will conduct an annual review of its charges and attempt to institute such changes as may be required in its schedule of charges as a result of said review.

(2) **AUTHORITY** during this annual review will insure and proportionate distribution of operation and maintenance costs among users and will generate sufficient revenue from those users to pay its total operation and maintenance costs.

(3) Within the service areas of the **AUTHORITY**, each user which discharges toxic pollutants that cause an increase in treatment costs, or costs associated with the managing of the effluent or sludge of the Ocean County Utilities Authority, (OCUA), shall pay for such increased costs in accordance with guidelines for approved user charge systems adopted by the OCUA. The **AUTHORITY** will assist the OCUA in taking whatever steps necessary to enforce payment of such costs by the user.

(4) **AUTHORITY** will notify its users at any time the **AUTHORITY** changes its rates or the OCUA changes its rates. The notice will include a breakdown of costs which the rate and that approximate portion of its charges which are attributable to the OCUA'S wastewater treatment services. The **AUTHORITY** will charge all users evenly for all extraneous flows not directly attributable to users in the same manner that the **AUTHORITY** distributes the cost of operation and maintenance of the user's wastewater flow.

SECTION V. RESCISSION OF PRIOR RESOLUTION, ETC.:

(1) If any section, subsection, clause, or provision of this Rate Schedule shall be adjudged unconstitutional or to be ineffective, in whole or in part, to the extent it is not adjudged unconstitutional or is not ineffective, it shall be valid and effective, and no other section, subsection, clause, or provision of this Rate Schedule shall on account thereof be deemed invalid or ineffective, and the inapplicability or invalidity of any section, subsection, clause or provision of this Rate Schedule in any one or more instances or under any one or more circumstances shall not be taken to affect or prejudice in any way its applicability or validity in any other instances or under any circumstances.

SECTION VI. EFFECTIVE DATE:

(1) This Rate Resolution shall take effect as of January 1, 2017 and a copy of same shall at all times be kept on file at the principal office of the AUTHORITY and shall at all reasonable times be open to public inspection.

TOMS RIVER MUNICIPAL UTILITIES AUTHORITY
Stephen C. Acropolis, Executive Director